





# PMEX UPDATE

SELL	
	<b>CRUDE10-JY26</b>
76.58	0.70%
Expiry	19/Jun/26
Remaining	2 Days
Entry	78.15 - 77.78
Stoploss	79.00
Take Profit	77.23 - 76.62


BUY	
	<b>NGAS1K-Jy26</b>
3.2280	-0.34%
Expiry	25/Jun/26
Remaining	8 Days
Entry	3.18 - 3.2
Stoploss	3.16
Take Profit	3.22 - 3.25

BUY	
	<b>GO10Z-AU26</b>
4,342.26	-0.28%
Expiry	29/Jul/26
Remaining	42 Days
Entry	4360 - 4364
Stoploss	4345.00
Take Profit	4376 - 4391


BUY	
	<b>SL10-JY26</b>
69.89	-2.05%
Expiry	26/Jun/26
Remaining	9 Days
Entry	70.34 - 70.51
Stoploss	69.91
Take Profit	70.91 - 71.18


BUY	
	<b>PLATINUM5-JY26</b>
1,788.50	-1.44%
Expiry	26/Jun/26
Remaining	9 Days
Entry	1784 - 1792
Stoploss	1773.00
Take Profit	1804 - 1808


BUY	
	<b>COPPER-JY26</b>
6.5223	0.29%
Expiry	22/Jun/26
Remaining	5 Days
Entry	6.45 - 6.47
Stoploss	6.42
Take Profit	6.51 - 6.53


BUY	
	<b>ICOTTON-JY26</b>
76.52	1.61%
Expiry	22/Jun/26
Remaining	5 Days
Entry	75.43 - 75.85
Stoploss	74.43
Take Profit	76.97 - 77.64

BUY	
	<b>DJ-SE26</b>
52,429	-0.08%
Expiry	17/Sep/26
Remaining	92 Days
Entry	52510 - 52539
Stoploss	52270.00
Take Profit	52636 - 52701

SELL	
	<b>SP500-SE26</b>
7,586	-0.02%
Expiry	17/Sep/26
Remaining	92 Days
Entry	7598 - 7588
Stoploss	7615.00
Take Profit	7566 - 7552

BUY	
	<b>NSDQ100-SE26</b>
30,410	0.32%
Expiry	17/Sep/26
Remaining	92 Days
Entry	30564 - 30605
Stoploss	30449.00
Take Profit	30720 - 30799

BUY	
	<b>GOLDUSDJPY-JY26</b>
160.31	-0.07%
Expiry	26/Jun/26
Remaining	9 Days
Entry	160.27 - 160.32
Stoploss	160.18
Take Profit	160.42 - 160.52

SELL	
	<b>GOLDEURUSD-JY26</b>
1.1593	-0.13%
Expiry	26/Jun/26
Remaining	9 Days
Entry	1.1604 - 1.1597
Stoploss	1.161
Take Profit	1.1579 - 1.1571

## Major Headlines

### **Oil prices steady as investors weigh peace deal, IEA glut forecasts**

Oil prices held steady near a three-month low on Wednesday as investors weighed the impact of a U.S.-Iran peace deal and the International Energy Agency's warning of a supply overhang next year against firmer near-term demand to replenish inventories. Brent crude futures were up 30 cents, or 0.4%, to \$79.26 a barrel by 1010 GMT, and U.S. West Texas Intermediate gained 24 cents, or 0.3%, to \$76.29. Both contracts hit their lowest level since early March earlier in the session.

### **Gold prices stabilize as Iran deal eases inflation jitters; Fed decision eyed**

Gold prices held steady on Wednesday after four consecutive sessions of gains, as an interim U.S.-Iran peace agreement eased some concerns about energy-driven inflation, while investors awaited the outcome of the Federal Reserve's policy meeting later in the day. Spot gold edged up 0.1% to \$4,333.64 an ounce by 06:47 ET (10:47 GMT), while gold futures were mostly unchanged at \$4,353.32 an ounce.

### **Wall St futures steady as investors await Iran peace agreement details**

Markets have clearly stabilized this morning after the surge of optimism that surrounded the deal yesterday," analysts at Deutsche Bank said in a note. The main U.S. averages advanced in the previous session, buoyed by the announcement of a deal to conclude the more than three-month old war in the Middle East. At the same time, shares of SpaceX, Elon Musk's reusable rocket company, surged, extending a climb following a blockbuster public debut last week.

### **USD/JPY Price Forecast: Needs breakout above 160.70 for fresh leg of rally**

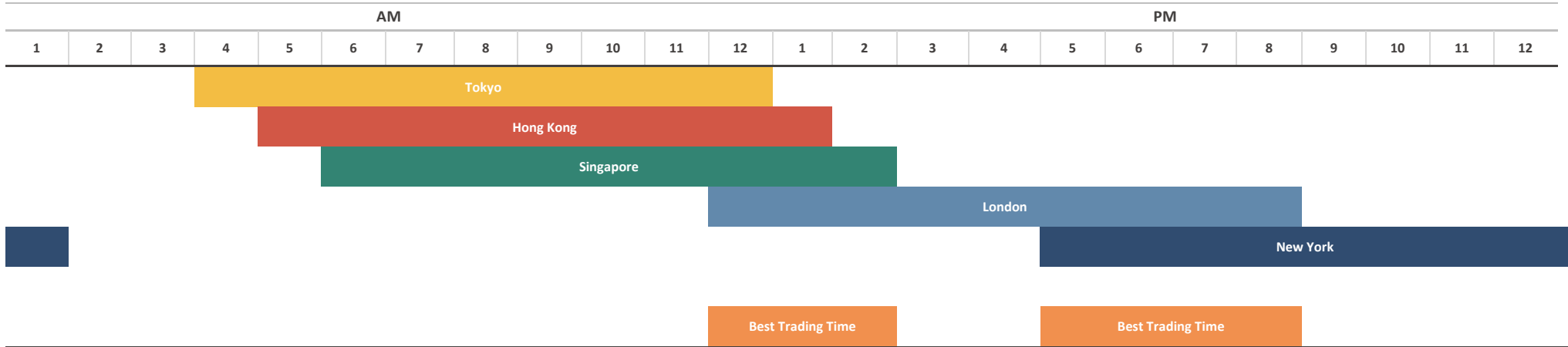
The USD/JPY pair ticks down to near 160.25 during the European trading session on Tuesday. The pair trades marginally lower as the Japanese Yen (JPY) outperforms its peers, following the Bank of Japan's (BoJ) monetary policy announcement. In the policy meeting, the BoJ raised interest rates by 25 basis points (bps) to 1%, as expected, and guided that the monetary policy path will remain upwards, with inflation expected to remain above target.

### **EUR/USD Price Forecast: Struggles to return above 20-day EMA, eyes on Fed policy**

The EUR/USD pair trades marginally lower at around 1.1580 during the European trading session on Tuesday. The major currency pair drops as the US Dollar (USD) rises, with investors awaiting the Federal Reserve's (Fed) monetary policy announcement on Wednesday. As of writing, the US Dollar Index (DXY), which gauges the Greenback's value against six major currencies, trades 0.1% higher to near 99.75.

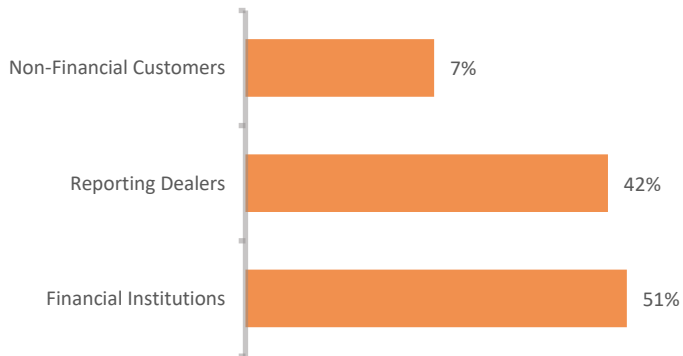
## **Economic Calendar**

## Forex Market Hours

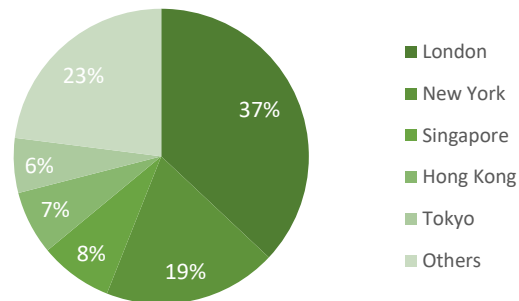


Note: This chart shows the normal forex trading times of all the major forex trading centers across the globe in Pakistan Standard Time.

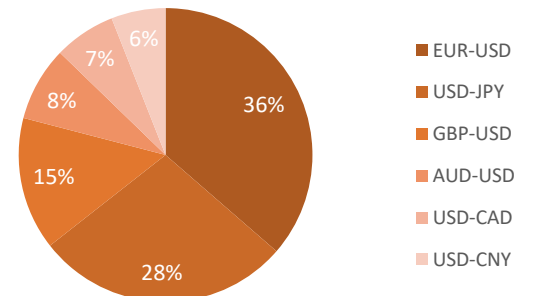
### Forex Turnover by Counterparty



### Markets' Share in Total Forex Turnover



### Most Traded Currency Pairs



# DISCLAIMER

This report has been prepared by Abbasi and Company (Private) Limited and is provided for information purposes only. Abbasi and Company (Private) Limited (ACPL) is engaged in brokerage business of commodities futures in Pakistan and to provide the trading/ execution facility on Pakistan Mercantile Exchange (PMEX). There is risk of loss in trading in derivatives (futures). The author, directors and other employees of Abbasi and Company (Private) Limited and its affiliates cannot be held responsible for any loss in trading. Futures; futures on margin carries a high level of risk and may not be suitable for all investors. The high degree of leverage can work against the investor/ traders. Before deciding to invest in Commodity derivatives, you should carefully consider your investment objectives, level of experience, and risk appetite. The possibility exists that you could sustain a loss of some or all of your initial investment and therefore you should not invest money that you cannot afford to lose. You should be aware of all the risks associated with futures trading in commodities and other financial products. We take no responsibility for any loss made in investment on any instruments through us. In any event Abbasi and Company (Private) Limited, its affiliates, agents will not be liable to anyone for any decision made or action taken for investment/trading. Abbasi and Company (Private) Limited, its affiliates, directors and employees cannot be held responsible for any loss in trading due to any problem in connectivity; failure of system; technical problem in the software or any other reason whatever.

All the reports/ recommendations/ trading calls/ opinions are advisory in nature and contains the opinions of the author, which are not to be construed as investment advices. The author, directors and other employees of Abbasi and Company (Private) Limited and its affiliates cannot be held responsible for the accuracy of the information presented herein or for the results of the positions taken based on the opinions expressed in the reports/ views from Abbasi and Company (Private) Limited. All the views/ recommendations/ trading calls and opinions are based on the information, which are believed to be accurate and no assurance can be given for the accuracy of these information.

Derivatives trading involve substantial risk. The valuation of the underlying may fluctuate, and as a result, clients may lose their entire original investment. In no event should the content of this research report be construed as an express or an implied promise, guarantee or implication by, or from, Abbasi and Company (Private) Limited that you will profit or that losses can, or will be, limited in any manner whatsoever. Past results are no indication of future performance. The information provided in this report is intended solely for informative purposes and is obtained from sources believed to be reliable. Information is in no way guaranteed. No guarantee of any kind is implied or possible where projections of future conditions are attempted. Investments in securities market are subject to market risks, read all the related documents carefully before investing.

All rights reserved by Abbasi and Company (Private) Limited. This report or any portion hereof may not be reproduced, distributed, or published by any person for any purpose whatsoever. Nor can it be sent to a third party without prior consent of Abbasi and Company (Private) Limited. Action could be taken for unauthorized reproduction, distribution, or publication.

The research analyst, primarily involved in the preparation of this report, certifies that (1) the views expressed in this report accurately reflect his/her personal views about the subject commodity/index /currency pair and (2) no part of his/her compensation was, is or will be directly or indirectly related to the specific recommendations or views expressed in this report.

## DISCLOSURE

Following exchange rates are used to convert investment and profit values:

- USD/PKR: 280.10
- JPY/PKR: 1.97

To arrive at our Target Price, Abbasi & Company (Private) Limited uses following methods:

- Technical Analysis
- Fundamental Analysis

Furthermore, profit and returns are inclusive of all expenses including PMEX Fee, ACPL Fee & Sales Tax

## RESEARCH DISSEMINATION POLICY

Abbasi & Company (Private) Limited endeavors to make all reasonable efforts to disseminate research to all eligible clients in a timely manner through either physical or electronic distribution such as email, fax mail etc. Nevertheless, all clients may not receive the material at the same time.

### PREPARED BY

Muhammad Rashid Nawaz

Phone: (+92) 42 38302028

Ext: 118

Email: [umairjaved@abbasiandcompany.com](mailto:umairjaved@abbasiandcompany.com)

### RESEARCH DEPARTMENT

6 - Shadman, Lahore

Phone: (+92) 42 38302028; Ext: 116, 117

Email: [research@abbasiandcompany.com](mailto:research@abbasiandcompany.com)

web: [www.abbasiandcompany.com](http://www.abbasiandcompany.com)

### HEAD OFFICE

6 - Shadman, Lahore

Phone: (+92) 42 38302028

Email: [support@abbasiandcompany.com](mailto:support@abbasiandcompany.com)

web: [www.abbasiandcompany.com](http://www.abbasiandcompany.com)